

**Small City,
Big Heart.**

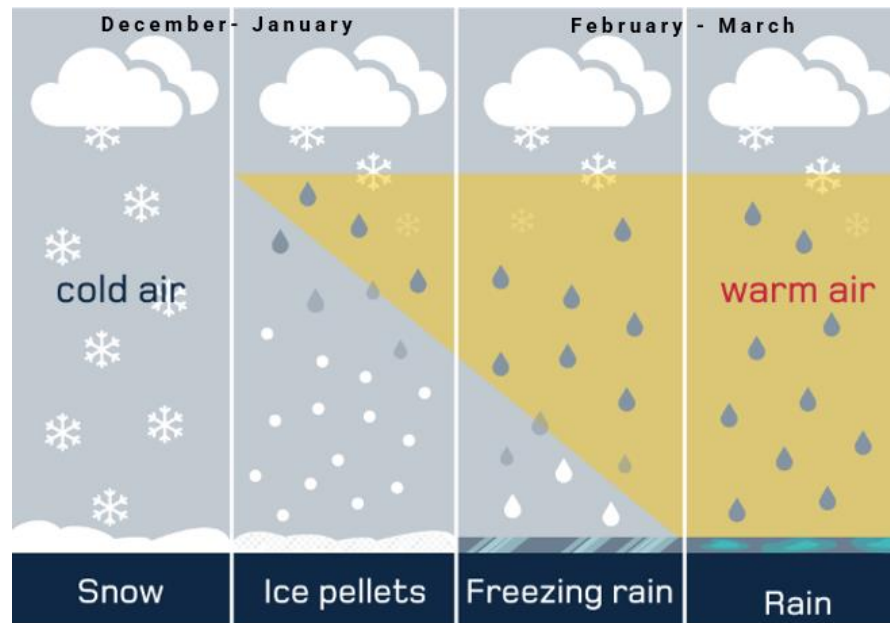
Winter Management Plan(WMP)

Pre-Season Update - 2024-2025

Presentation to Common Council

November 25, 2024

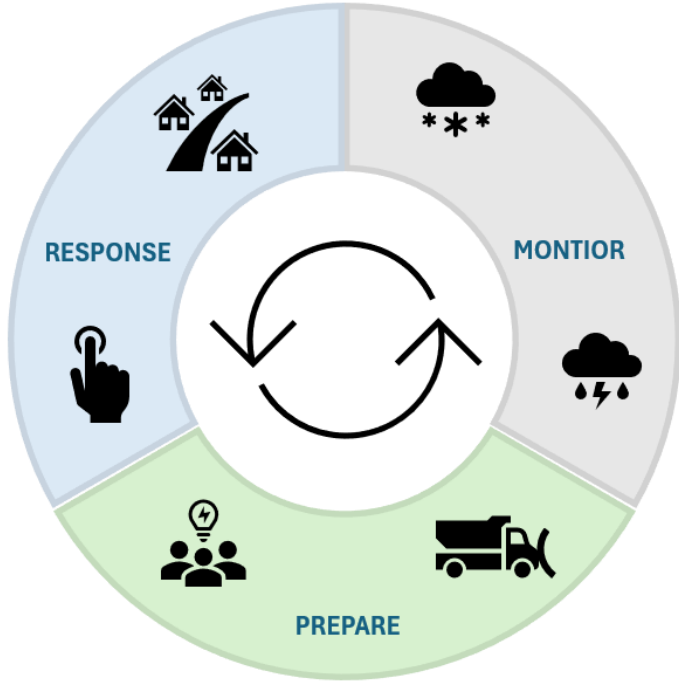




Climate change – Range of adverse weather

- Fewer Recordable severe storms
- Increased moderate precipitation events
- Heavier rainfall events February-March
- Increased frequency of salting/sanding/flood control

WINTER
2023/24



Operational Flexibility

Prepare:

Resource deployment readiness, Training

Monitor:

Weather stations,

Service teams (PW&T + Customer service), Public

Response:

Combination of Snow/Ice Control + Flood mitigation

WINTER

2023/24

Refer to
www.saintjohn.ca/winter



WINTER 2024/25

Service Improvements

- **Predictive Forecasting:**
 - Improved forecast decisions
 - Better deployment of resources
 - Cost management – Sand /Salt/Brine

- **Retaining 4 Old Plow Trucks**
 - Flexibility of equipment in real time during a storm event

- **Sidewalk Snow/Ice control**
 - 338m of new sidewalk on Boars Head Road
 - Wing-able sidewalks: 11 KM to 15 KM
 - More efficient and clears snow from crosswalks and bus stops
 - Centennial school: Between Visart St.& the school



WINTER 2024/25

Service Improvements

▪ **Anti-Icing Program**

- Reduces salt applied to roads.
- 20%-30% of dry salt bounce and scatter off the road

▪ **Asphalt Recycling Equipment and Roadway Maintenance**

- 3 Hot asphalt re-cyclers-Potholes & smaller water cuts
- Cost < cold asphalt mix(temporary solution)



▪ **New Vehicle Field Communication Devices**

- Passing time-critical information at the push of a button



WINTER 2024/25

- **Crane Mountain Snow & Ice Control**
 - 3 additional lane KMS reassigned to the City

- **Parks accessibility - Designated staff: snow and ice control**
 - Ihtoli-maqahamok - The Gathering Space
 - New Ice Surface
 - Harbour Passage to Tin Can Beach
 - New Fundy Quay section on the Saint John Waterfront

Service Improvements



WINTER 2024/25

Challenges & Opportunities

▪ **Alignment: Community Expectations and Approved Resources**

- #, type, and frequency of storms impact service delivery
- Service based budgets that bridge community expectations and weather patterns are essential

▪ **Resource re-alignment**

- Team members
 - 40 hrs. :Day shift-
 - ability to operate all equipment (albeit absences)
 - 40 hrs. : Night shift-
 - Not all plowing equipment resourced
 - Proposed 2025 budget enhancement of one added team member
- Balance 88 hr. : Call-ins—
 - Safety limitations to operate equipment



WINTER 2024/25

▪ Equipment

- 33 street plow routes - 11 sidewalk plow routes
- 27 street plow routes - 27 larger pieces of equipment
- 4 end-of-cycle vehicles (used for redundancies)
- 6 street routes are plowed with 1-ton vehicles for narrower streets
- 11 sidewalk plow routes -11 smaller sidewalk plows

▪ Ancillary Services-Winter Season

- Night Shift: South-Central Peninsula-residential refuse and compost
- Pole baskets trash
- 140+ high priority catch basins and culverts: Inspecting/clearing
- Pothole patching
- Salting and sanding
- Equipment maintenance-cutting edges, plows, salt/brine

Challenges & Opportunities



WINTER 2024/25

Challenges & Opportunities

■ Preparation and Training

- Winter Shift Change 2 weeks earlier
- 20% PW&T team members < 3 years with the City
- In-house: On the Job Training
- NBCC collaboration: Heavy equipment simulator training

■ Supply Chain Disruptions

- Parts
- Navigating extended vehicle order lead times

■ Climate Change

- Snow/ Freezing Rain/ Rain



WINTER 2024/25

Challenges & Opportunities

- **By-Law LG-22**
 - Reduce placing snow onto sidewalks and streets
 - Inhibits the City from meeting WMP service objectives
 - Enforcement resources: Draft 2025 General Fund Operating budget

- **Parking Restrictions on narrow streets – Plowing efficiency**
 - Affects WMP service standard delivery
 - Illegal – during and after storms

- **Forest Hills trails: Service issues**
 - Current state : deteriorated
 - Mountain Rd. and Glengarry Dr.
 - Mountain Rd and Alpine St.
 - Service will continue until it is safe
 - Future state: Trail rehabilitation-resource based



WINTER 2023/24

- Parking Bans
- Alternative locations for parking during a Parking Ban- South Central Peninsula
- Customer Service(CSC) Centre: Public interaction
- Parking Snow ban
 - Phone Line: **506-658-4040**
 - On-street parking minimizes City's ability to provide snow control services
- Patience during severe storms/flooding
- City staff's inability to divert resources, without compromising service objectives
- Property adjacent catch basins or fire kept clear of snow and other debris
- Pushing snow onto City streets and sidewalks- **By-law violation+ Fines**
- Use weather appropriate personal protective gear/footwear
- Use Winter tires
- Drive carefully especially during a detrimental winter event
- Plan your travel or re-evaluate during storms/floods

Community cooperation



PRIORITY 1

Emergency routes,
main streets and
highway connections.

PRIORITY 2

Major bus routes, school
zones, community centres
and business districts.

PRIORITY 3

Residential collector streets,
minor bus routes and
industrial parks.

PRIORITY 4

Local or
subdivision streets.

PRIORITY 6

Rural streets, gravel
with poor drainage.*

*Gravel portion of Old Black River Road

Details

Refer to
www.saintjohn.ca/winter



Street Plowing Performance Objectives.

SERVICE STANDARDS FOR ROAD CONDITIONS AFTER A STORM

<p>Within 8 hours</p> <p>PRIORITY 1 PRIORITY 2</p> <p>✓ Roads are passable.</p>	<p>Within 12 hours</p> <p>PRIORITY 3 PRIORITY 4</p> <p>✓ Roads are passable.</p>	<p>Within 2 days</p> <p>PRIORITY 1 PRIORITY 2</p> <p>✓ Snow has been pushed back. ✓ Anti-icing material has been applied.</p>	<p>Within 3 days</p> <p>PRIORITY 3</p>	<p>Within 4 days</p> <p>PRIORITY 4</p>	<p>Within 8 days</p> <p>PRIORITY 6</p> <p>✓ Roads are passable.</p>
--	---	--	--	--	---



Details

Refer to
www.saintjohn.ca/winter

TIMELINES
DURING A STORM
PASSABLE
AFTER THE STORM
PUSHBACK



Sidewalk Plowing Performance Objectives.


PRIORITY 1	PRIORITY 2	PRIORITY 3	PRIORITY 4
Major retail areas & Saint John Transit bus stops 	Immediate school areas 	Arterial streets 	Local or subdivision streets 
SERVICE STANDARDS FOR EACH PRIORITY			
DURING STORM		POST STORM	
PRIORITY 1 ● Create a basic level of accessibility	PRIORITY 2	PRIORITY 2 PRIORITY 3	PRIORITY 4
	● Basic pedestrian passage* within 12 hours ● Salt or sand applied within 2 days	● Basic pedestrian passage* within 1 day ● Salt or sand applied within 3 days	● Basic pedestrian passage* within 3 days ● Salt or sand applied within 4 days
*Basic pedestrian passage means the snow has been plowed or blown.			

Details



SAINT JOHN

Small City,
Big Heart



Winter Management Plan 2024-2025

Recommendation: Receive and file report